

## Currituck County Commuting Report, Primary Jobs 2015

### OVERALL INFLOW OUTFLOW ANALYSIS

Resident Flow (Live/Work in Currituck County)	Jobs
Resident Live/Work in Currituck County	2,389
Worker inflow	3,219
Resident Outflow	7,882
Net Flow	-4,663

### COMMUTING FLOW ANALYSIS BY EARNING, AGE AND INDUSTRY GROUP

Earnings Group	Worker Inflow	Percent of Total	Resident Worker	Percent of Total	Resident Outflow	Percent of Total	Net Flow
Jobs earning \$1,250 per month or less	711	22.1%	661	27.7%	1,485	18.8%	-774
Jobs earning \$1,251 to \$3,333 per month	1,389	43.2%	1,088	45.5%	3,189	40.5%	-1,800
Jobs earning more than \$3,333 per month	1,119	34.8%	640	26.8%	3,208	40.7%	-2,089

Age Group	Worker Inflow	Percent of Total	Resident Worker	Percent of Total	Resident Outflow	Percent of Total	Net Flow
Jobs of workers age 29 or younger	762	23.7%	464	19.4%	1,585	20.1%	-823
Jobs for workers age 30 to 54	1,782	55.4%	1,341	56.1%	4,403	55.9%	-2,621
Jobs for workers age 55 or older	675	21.0%	584	24.4%	1,894	24.0%	-1,219

Industry Group	Worker Inflow	Percent of Total	Resident Worker	Percent of Total	Resident Outflow	Percent of Total	Net Flow
Jobs in Goods Producing industries	228	7.1%	241	10.1%	1,238	15.7%	-1,010
Jobs in Trade, Transportation, and Utilities industries	570	17.7%	446	18.7%	1,791	22.7%	-1,221
Jobs in All Other Services industries	2,421	75.2%	1,702	71.2%	4,853	61.6%	-2,432

Data Source: US Census Bureau, Center for Economic Studies, LODES, 2015, available in 2017

This workforce product was funded by a grant awarded by the U.S. Department of Labor's Employment and Training Administration. The product was created by the recipient and does not necessarily reflect the official position of the U.S. Department of Labor. The Department of Labor makes no guarantees, warranties, or assurances of any kind, express or implied, with respect to such information, including any information on linked sites and including, but not limited to, accuracy of the information or its completeness, timeliness, usefulness, adequacy, continued availability, or ownership. This product is copyrighted by the institution that created it. Internal use by an organization and/or personal use by an individual for non-commercial purposes is permissible. All other uses require the prior authorization of the copyright owner.

COMMUTING BY TOP 10 COUNTIES AND BY STATE

Workers Coming Into Currituck County

Resident County	Jobs	Percent of Inflow Jobs	Percent of All County Jobs
Dare County, NC	808	25.1%	14.4%
Pasquotank County, NC	590	18.3%	10.5%
Camden County, NC	278	8.6%	5.0%
Chesapeake city, VA	251	7.8%	4.5%
Virginia Beach city, VA	189	5.9%	3.4%
Perquimans County, NC	107	3.3%	1.9%
Halifax County, NC	59	1.8%	1.1%
Wake County, NC	42	1.3%	0.7%
Portsmouth city, VA	40	1.2%	0.7%
Suffolk city, VA	40	1.2%	0.7%

Workers Coming into Currituck County by Surrounding State

State	State Resident Workers	Percent of Inflow Jobs	Percent of All County Jobs
Virginia	617	19.2%	11.0%
South Carolina	16	0.5%	0.3%
Tennessee	7	0.2%	0.1%
Georgia	5	0.2%	0.1%

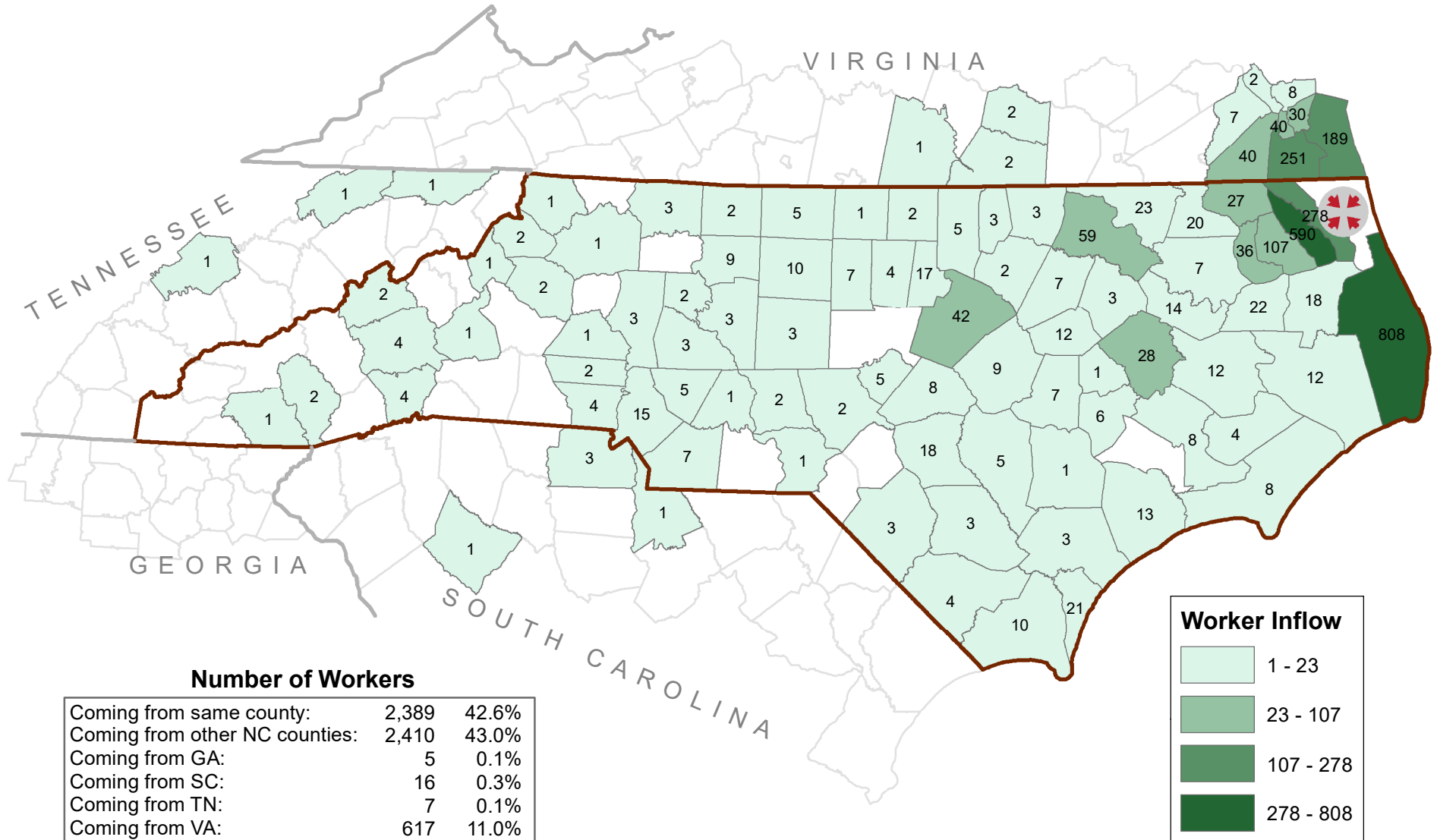
Residents Working Out of Currituck County

Workplace County	Jobs	Percent of Outflow Jobs	Percent of All County Jobs
Dare County, NC	1,433	18.2%	14.0%
Chesapeake city, VA	1,339	17.0%	13.0%
Virginia Beach city, VA	1,237	15.7%	12.0%
Norfolk city, VA	747	9.5%	7.3%
Pasquotank County, NC	597	7.6%	5.8%
Wake County, NC	490	6.2%	4.8%
Pitt County, NC	225	2.9%	2.2%
Portsmouth city, VA	193	2.4%	1.9%
Suffolk city, VA	113	1.4%	1.1%
Newport News city, VA	78	1.0%	0.8%

Residents Working Out of Currituck County by Surrounding State

State	State Resident Workers	Percent of Outflow Jobs	Percent of All County Jobs
Virginia	3,909	49.6%	69.7%
South Carolina	10	0.1%	0.2%
Georgia	3	0.0%	0.1%
Tennessee	1	0.0%	0.0%

# Workers Commuting into Currituck County, North Carolina



## Number of Workers

Coming from same county:	2,389	42.6%
Coming from other NC counties:	2,410	43.0%
Coming from GA:	5	0.1%
Coming from SC:	16	0.3%
Coming from TN:	7	0.1%
Coming from VA:	617	11.0%
Coming from all other States:	164	2.9%
<b>Total:</b>	<b>5,608</b>	<b>100%</b>

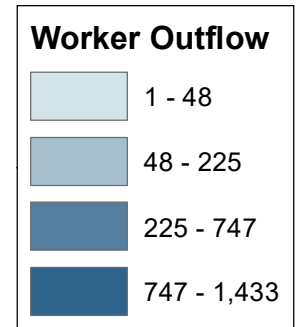
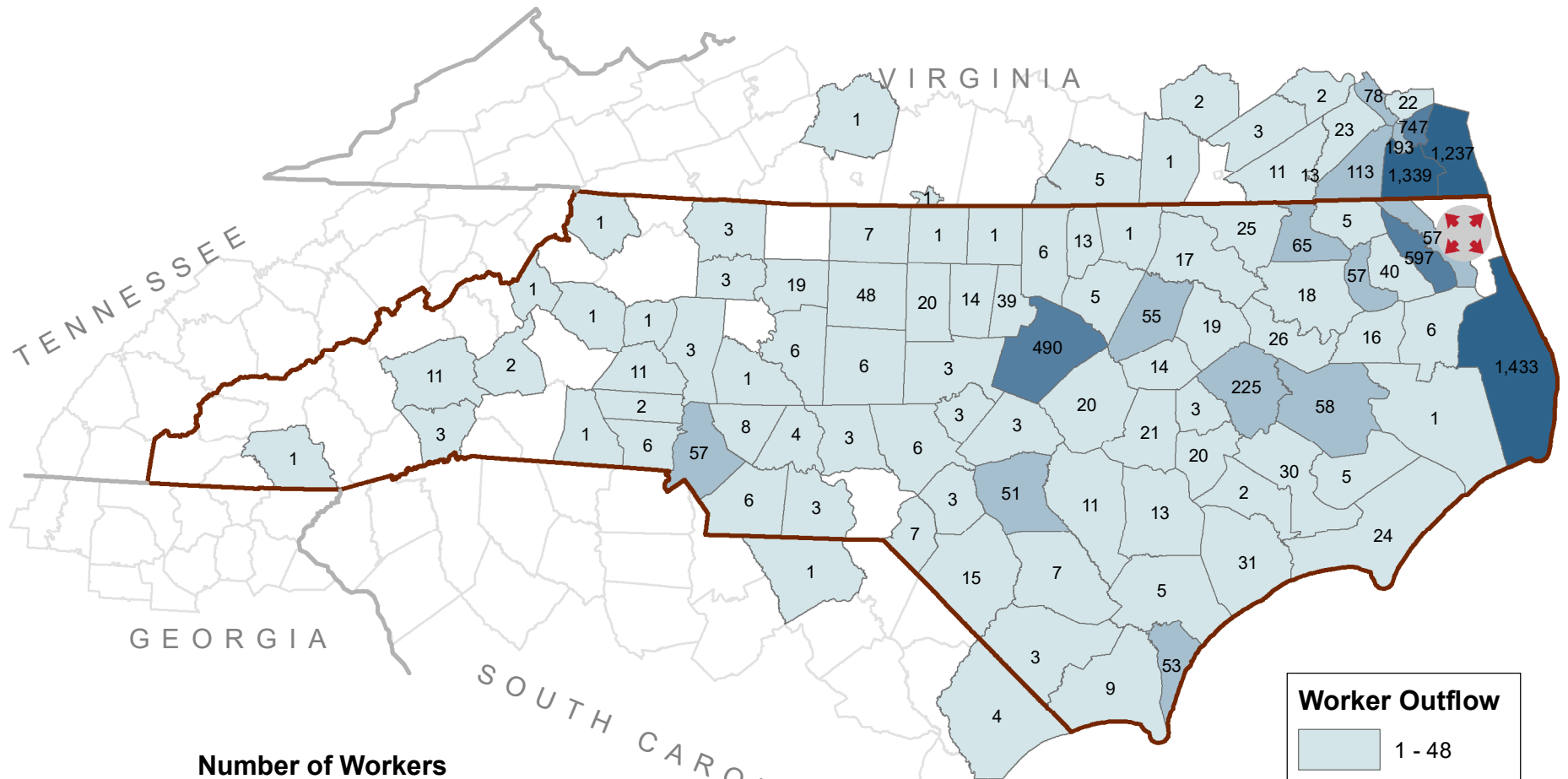
Data Source: US Census Bureau, Center for Economic Studies, LODES, 2015.  
Map Created in October, 2017

60 Miles



**NORTH CAROLINA**  
DEPARTMENT OF COMMERCE

# Workers Commuting out of Currituck County, North Carolina



**Number of Workers**

Work in same county:	2,389	23.3%
Work in other NC counties:	3,890	37.9%
Work in GA:	3	0.0%
Work in SC:	10	0.1%
Work in TN:	1	0.0%
Work in VA:	3,909	38.1%
Work in all other States	69	0.7%
<b>Total:</b>	<b>10,271</b>	<b>100%</b>

Data Source: US Census Bureau, Center for Economic Studies, LODES, 2015.  
 Map Created in October, 2017

